


















Scope and Sequence: Grades K-2

Use our Scope & Sequence to find the lessons that are just right for your classroom and school. Our cross-curricular approach covers eight categories:



The Sequence consists of three units, each containing five cross-curricular lessons, which build upon each other by reinforcing developmentally appropriate topics. You can use the units either sequentially by grade or at any grade level within this band.

UNIT	CATEGORY	TITLE	DESCRIPTION
1		Going Places Safely	Students learn that they can go to exciting places online, but they need to follow certain rules to remain safe.
		A-B-C Searching	Students search for pictures online by clicking on letters of the alphabet. They learn that directory sites with alphabetical listings offer one way to find things on the Internet.
		Keep It Private	Students learn that many websites ask for information that is private and discuss how to responsibly handle such requests.
		My Creative Work	Students are introduced to the concept of having ownership over creative work. They practice putting their name and date on something they produce.
		Sending Email	Students explore how they can use email to communicate with real people within their schools, families, and communities.
2		Staying Safe Online	Students understand that they should stay safe online by choosing websites that are good for them to visit, and avoid sites that are not appropriate for them.
		Follow the Digital Trail	Students learn that the information they put online leaves a digital footprint or "trail." This trail can be big or small, helpful or hurtful, depending on how they manage it.
		Screen Out the Mean	Students learn that children sometimes can act like bullies when they are online. They explore what cyberbullying means and what they can do when they encounter it.
		Using Keywords	Students understand that keyword searching is an effective way to locate information on the Internet. They learn how to select keywords to produce the best search results.
		Sites I Like	Students discuss criteria for rating informational websites and apply them to an assigned site. Students learn that all websites are not equally good sources of information.
3		Powerful Passwords	Students explore reasons why people use passwords, learn the benefits of using passwords, and discover strategies for creating and keeping strong, secure passwords.
		My Online Community	Students explore the concept that people can connect with one another through the Internet. They understand how the ability for people to communicate online can unite a community.
		Things for Sale	Students examine product websites and understand that the purpose of the site is to encourage buying the product. Students learn methods used to promote products on these sites.
		Show Respect Online	Students explore the similarities and differences between in-person and online communications, and then learn how to write clear and respectful messages.
		Writing Good Emails	Students learn how to communicate effectively by email, taking into account the purpose and audience of their message, and the tone they want to convey.





























Scope and Sequence: Grades 3–5

Use our Scope & Sequence to find the lessons that are just right for your classroom and school. Our cross-curricular approach covers eight categories:



The Sequence consists of three units, each containing five cross-curricular lessons, which build upon each other by reinforcing developmentally appropriate topics. You can use the units either sequentially by grade or at any grade level within this band.

UNIT	CATEGORY	TITLE	DESCRIPTION
1	 	Rings of Responsibility	Students explore what it means to be responsible to and respectful of their offline and online communities as a way to learn how to be good digital citizens.
	 	Private and Personal Information	How can you protect yourself from online identity theft? Students think critically about the information they share online.
	 	The Power of Words	Students consider that they may get online messages from other kids that can make them feel angry, hurt, sad, or fearful. Students identify actions that will make them Upstanders in the face of cyberbullying.
		The Key to Keywords	Students learn strategies to increase the accuracy of their keyword searches and make inferences about the effectiveness of the strategies.
	 	Whose Is It, Anyway?	Students learn that copying the work of others and presenting it as one's own is called plagiarism. They also learn about when and how it's ok to use the work of others.
2		Strong Passwords	Students learn how to create secure passwords in order to protect their private information and accounts online.
	 	Digital Citizenship Pledge	Students work together to outline common expectations in order to build a strong digital citizenship community. Each member of the class signs a We the Digital Citizens Pledge.
		You've Won a Prize!	Students learn what spam is, the forms it takes, and then identify strategies for dealing with it.
		How to Cite a Site	Students reflect on the importance of citing all sources when they do research. They then learn how to write bibliographical citations for online sources.
	  	Picture Perfect	Students learn how photos can be altered digitally. They will consider the creative upsides of photo alteration, as well as its power to distort our perceptions of beauty and health.
3	 	Talking Safely Online	Students learn that the Internet is a great place to develop rewarding relationships. But they also learn not to reveal private information to a person they know only online.
	 	Super Digital Citizen	Students explore Spider-Man's motto, "with great power comes great responsibility" through the lens of digital citizenship. They create comic strips show a digital superhero who witnesses an act of poor digital citizenship, and then helps resolve it.
		Privacy Rules	Students learn that children's websites must protect their private information. They learn to identify these secure sites by looking for their privacy policies and privacy seals of approval.
	 	What's Cyberbullying?	Students explore how it feels to be cyberbullied, how cyberbullying is similar to or different than in-person bullying, and learn strategies for handling cyberbullying when it arises.
	 	Selling Stereotypes	Students explore how the media can play a powerful role in shaping our ideas about girls and boys. They practice identifying messages about gender roles in two online activity zones for kids.


















Scope and Sequence: Grades 6–8

Use our Scope & Sequence to find the lessons that are just right for your classroom and school. Our cross-curricular approach covers eight categories:



The Sequence consists of three units, each containing five cross-curricular lessons, which build upon each other by reinforcing developmentally appropriate topics. You can use the units either sequentially by grade or at any grade level within this band.

UNIT	CATEGORY	TITLE	DESCRIPTION
1		Digital Life 101	Students are introduced to the 24/7, social nature of digital media and technologies, and gain basic vocabulary and knowledge for discussing the media landscape.
		Strategic Searching	Students learn that to conduct effective and efficient online searches, they must use a variety of searching strategies.
		Scams & Schemes	Students learn strategies for guarding against identity theft and scams that try to access their private information online.
		Cyberbullying: Be Upstanding	Students learn about the difference between being a passive bystander versus a brave upstander in cyberbullying situations.
		A Creator's Rights	Students are introduced to copyright, fair use, and the rights they have as creators.
2		My Media	Students review their media habits and the array of media they use on a weekly basis, and reflect on the role of digital media in their lives.
		A Creator's Responsibilities	Students reflect on their responsibilities as creators and users of creative work.
		Safe Online Talk	While acknowledging the benefits of online talk and messaging, students learn how to handle situations or online behavior which may make them feel uncomfortable.
		Which Me Should I Be?	Students learn that presenting themselves in different ways online carries both benefits and risks.
		Gender Stereotypes Online	Students analyze a "Dress Up Your Avatar" feature of a virtual world for kids for evidence of stereotypes about boys and girls.
3		Trillion Dollar Footprint	Students learn that they have a digital footprint and that this information can be searched, copied and passed on, but that they can take some control based on what they post online.
		Identifying High-Quality Sites	Students learn that anyone can publish on the Web, so not all sites are equally trustworthy.
		Reality of Digital Drama	Students draw connections between young teens' perceptions of digital drama and stereotypes of men and women on reality TV.
		Cyberbullying: Crossing the Line	Students learn to distinguish good-natured teasing from cyberbullying.
		Rework, Reuse, Remix	Students expand their understanding of fair use, apply it to case studies, and create an original work of fair use.



Scope and Sequence: Grades 9–12

Use our Scope & Sequence to find the lessons that are just right for your classroom and school. Our cross-curricular approach covers eight categories:



The Sequence consists of four units, each containing five cross-curricular lessons, which build upon each other by reinforcing developmentally appropriate topics. You can use the units either sequentially by grade or at any grade level within this band.

























UNIT	CATEGORY	TITLE	DESCRIPTION
1		Digital Life 102	Students test their knowledge of digital media and talk about the role media plays in their lives.
		Oops! I Broadcast it on the Internet	Students are introduced to the benefits of sharing information online and the potential risks of sharing inappropriate information.
		Copyrights and Wrongs	Students explore the legal and ethical dimensions of respecting creative work.
		Feeling On Display	Students reflect on the different pressures teens face when it comes to editing, posting, and commenting on photos online.
		Turn Down the Dial on Cyberbullying and Online Cruelty	Students learn that cruelty can escalate quickly online because people are often anonymous and posts spread quickly.
2		My Online Code	Students discuss their understanding of ethical behavior and are introduced to the concept of online ethics.
		Who Are You Online?	Students explore how they and others represent themselves online, and the relationship between online and offline selves.
		Building Community Online	Students examine websites that foster positive community.
		Overexposed: Sexting and Relationships	Students explore the risks and responsibilities of carrying out romantic relationships in the digital world.
		Risky Online Relationships	Students think critically about developing relationships with people online.
3		Rights, Remixes, and Respect	Students reflect on the differences between taking inspiration from the creative work of others and appropriating that work without permission.
		Taking Perspectives on Cyberbullying	Students learn about the dynamics of online cruelty and how it affects all of the people involved.
		What's the Big Deal about Internet Privacy?	Students explore the concept of privacy in their everyday lives, and as it relates to using the Internet.
		Becoming a Web Celeb	Students explore the upsides and downsides of becoming famous online, and reflect on whether the experience can differ for boys and girls.
		College Bound	Students learn that everything they or anyone else posts about them online becomes part of a public online presence known as a digital footprint.
4		Private Today, Public Tomorrow	Students reflect on their responsibility to protect the privacy of others when posting information about them online.
		Does it Matter Who Has Your Data?	Students consider the ways websites and companies collect data online and utilize it to personalize content for their users, as well as consider companies' motives in doing so.
		Breaking Down Hate Speech	Students learn the definition of hate speech and understand how it affects individuals, groups, and communities.
		Retouching Reality	Students think critically about the different purposes and contexts of digital image editing.
		Collective Intelligence	Students consider both the benefits and drawbacks of using collective intelligence in different contexts.



Scope and Sequence: Library

Use our Scope & Sequence to find the lessons that are just right for your classroom and school. Our cross-curricular approach covers eight categories:



GRADE	CATEGORY	TITLE	DESCRIPTION
3-5	 	Group Think	Students identify actions that will make them upstanders in the face of cyberbullying.
3-5		Rating Websites	Students discuss criteria for rating informational websites and apply them to an assigned site. Students learn that all websites are not equally good sources of information.
3-5		Right Sites	Using the Which Sites Are Right for You? Student Handout, students visit two different websites about extreme animals and rate the sites according to their quality and appeal.
3-5		Advertising Detectives	Students learn to recognize five different kinds of online ads prevalent on children's sites. They learn how to distinguish advertising content from other content on a website.
3-5		Choosing a Search Site	Through online observations, students record and compare the features of different search sites. They learn to choose the best site or sites to suit their purposes.
6-8	 	Secret Sharer	Students look beyond protecting their own privacy to respecting the privacy of others online.
6-8	  	Top Secret	Students review what they have learned about protecting their privacy online and respecting the privacy of others.
6-8		Forms and Norms	Students will learn the forms and norms of effective communication in an online context.
6-8	 	Chart It	Students will learn to assess people's intentions and the impact of their words and actions, both positive and negative, in online environments.
6-8	 	Cracking the Gender Code	Students explore "boy codes" and "girl codes," and discuss the extent to which they shape people's online identities and relationships.
6-8		Sticky Sites	Students learn about some of the features that attract and retain visitors to websites. They also learn to recognize the commercial motives that sometimes lie behind these "sticky" sites.
6-8	 	With Power Comes Responsibility	Students explore what it means to be responsible and respectful to their offline and online communities as a step towards learning about the characteristics of good digital citizens.
6-8	 	Build Your Ideal Community	Students will consider the characteristics of positive online communities that promote responsibility and respect.
6-8	 	The Ups and Downs of Digital Life	Students reflect on the possibilities and pitfalls of digital media for themselves, for their relationships with people close to them, and for society at large.
6-8		Crawling the Web	Students learn to make informed choices about which search sites to use for different purposes. They also learn to use multiple search tools to get the best results.